



No. PDMA (SINDH)/(SITREP)/2024/5666

August 21st, 2024

Period Covered: 01-07-2024 to 21-08-2024.

DAILY SITUATION REPORT

Rainfall Recorded

(18-08-2024 08:00 AM to 21-08-2024 08:00 AM)

Sr	District	Taluka	Rain fall (mm)
-	-	-	No significant rain

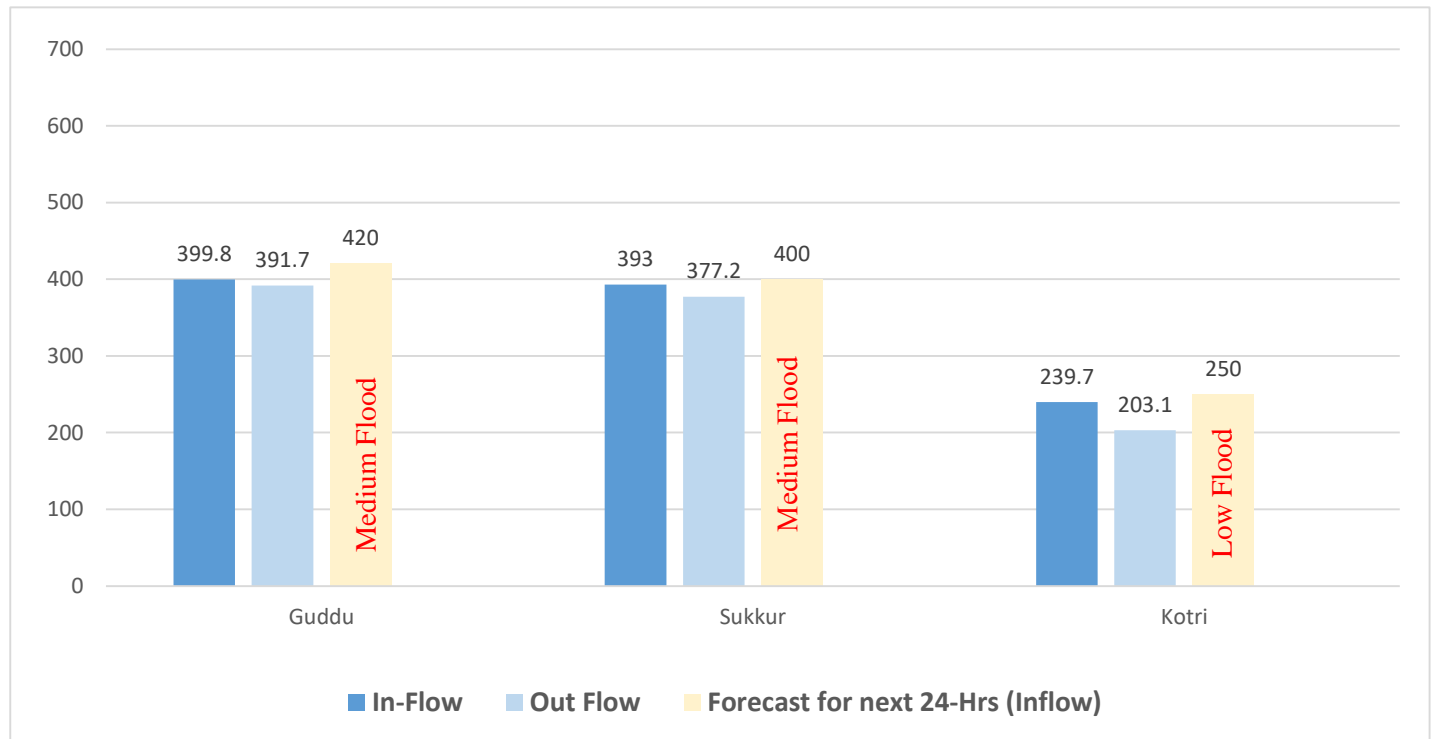
Source: CM Rainfall Portal.

Weather Update Dated: 21-08-2024

Pakistan Meteorological Department has informed that mainly dry weather is likely to prevail over most parts of the province. However isolated light rain/drizzle may occur in Dadu, Kambar Shahdadkot, Larkano, Naushahro Feroze, Sanghar districts and along the coast today.

Source: Pakistan Meteorological Department.

River Indus Discharge (in Thousands of Cusecs)



Source: Pakistan Meteorological Department - Flood Forecasting Division (FFD) – Bulletin No. B-068/24 Dated:21st August, 2024 11:20 (PST).

Emergency No:

1736



Plot No. 26-C, Main Khayaban-e-Jami,
DHA Phase-VII, Karachi.



021-99332742
021-35381810



021-99332007



0335-5557362



www.pdma.gos.pk



Causalities and Injuries (Last 24 hours)

Sr. No.	District	Deaths				Remarks
		M	F	C	T	
Nil						
Sr. No.	District	Injuries				Remarks
		M	F	C	T	
Nil						

Livestock Perished (Last 24 hours)

Sr. No.	District	Livestock Perished				
		Goat	Sheep	Cow	Buffalo	Camel
Nil						

Damage of Infrastructure & Private Properties (Last 24 hours) Houses Damaged

S.no	District	House Damage		
		Partial	Full	Total
1	Jacobabad	250	29	279

Roads, Bridges and other Infrastructure Damaged in (Last 24 hours)

S.no	District	Roads Tracks			Bridge				
		Length of road damaged	Nature/extent of damage (fully/partially washed away / water over flow)	Traffic situation (Alternate route/diversion available)	Number of Bridges	Type of Bridge	Length of Bridge	Nature/ Extent of Damage Fully/ Partially washed	Traffic of situation (Alternate route/ diversion available)
Nil									

Crop Area Damaged in Acres (Last 24 hours)

Sr. No.	District	Nature of Crop	Crop Area Damaged (in Acres)
Nil			

Status of Breaches (Last 24 hours)

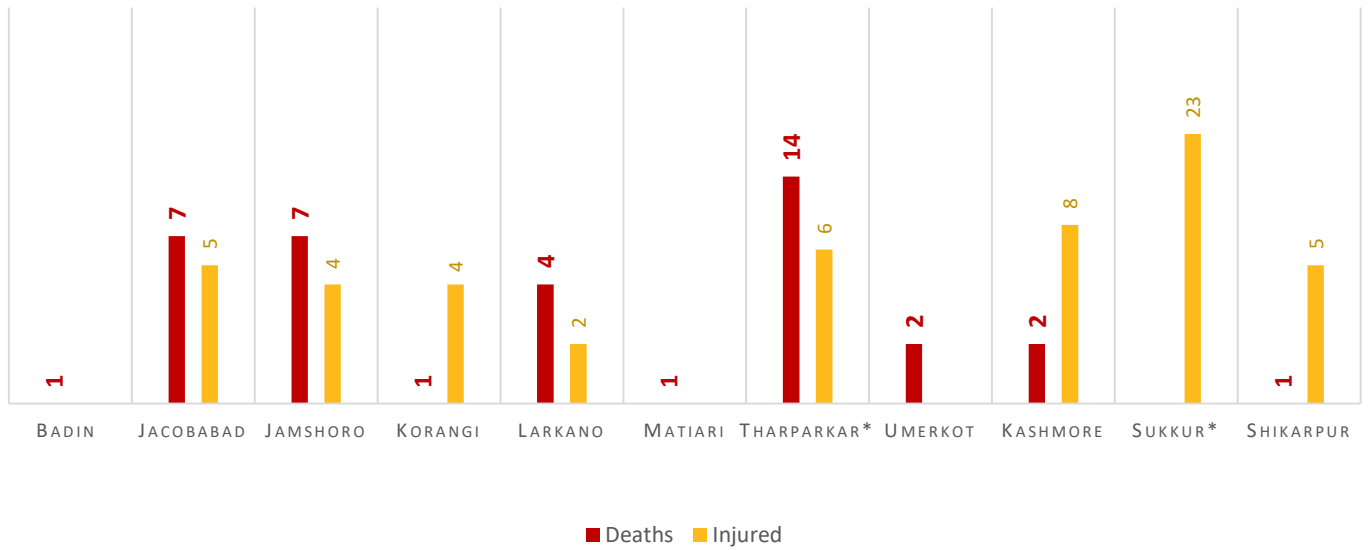
Sr. No.	District	Taluka	Breach Point / Location	Plugging Status / Immediate Response	Remarks
Nil					



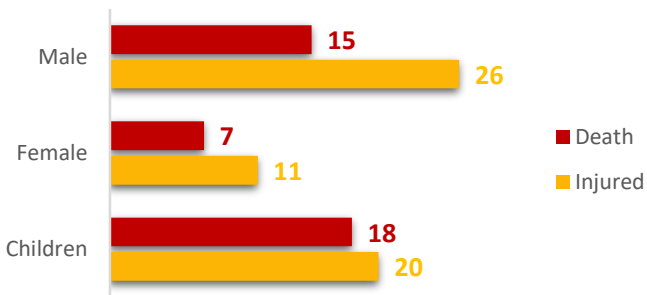


Cumulative Casualties – Deaths / Injuries (21-06-2024 to 21-08-2024)

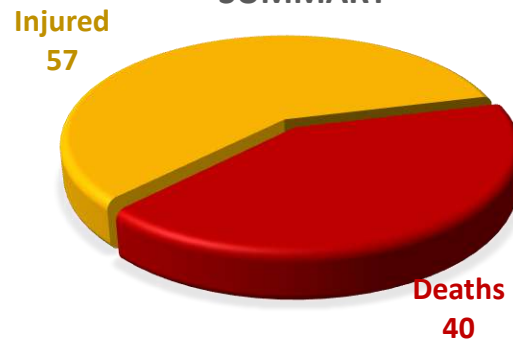
DISTRICT-WISE DEATHS & INJURIES



GENDER-WISE DISTRIBUTION



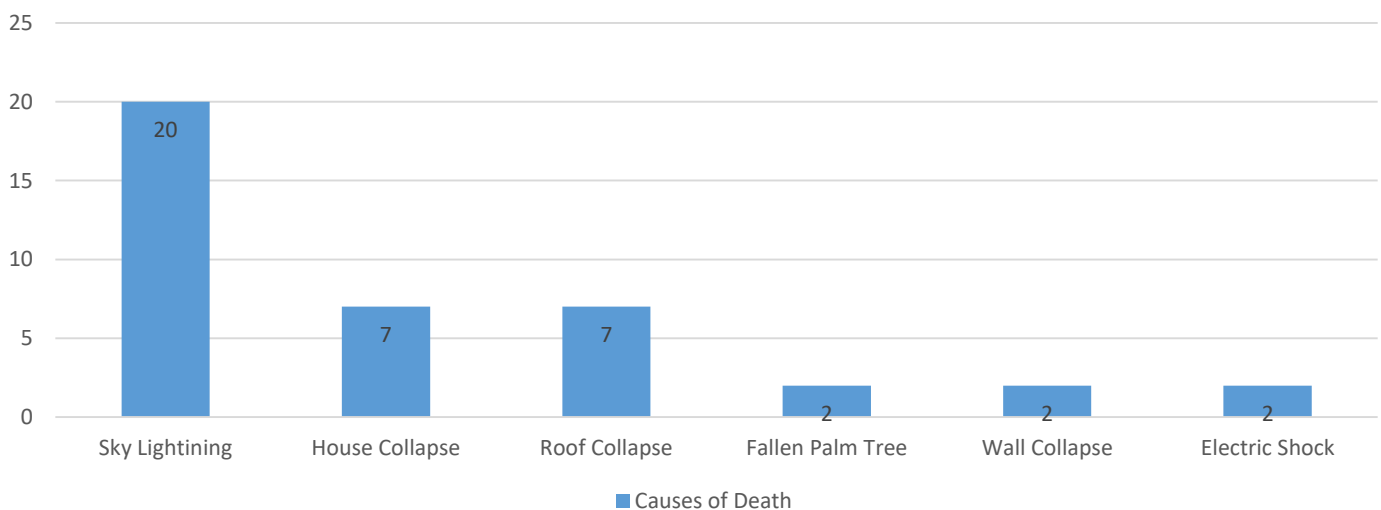
SUMMARY



Deaths & Injuries Data Source: Concerned Deputy Commissioners.

Causes of Deaths

Causes of Deaths



Emergency No:
1736



Plot No. 26-C, Main Khayaban-e-Jami,
DHA Phase-VII, Karachi.



021-99332742
021-35381810



021-99332007



0335-5557362



www.pdma.gos.pk



Cumulative Livestock Perished

Sr. No.	District	Livestock Perished				
		Goat	Sheep	Cow	Buffalo	Camel
01	Jacobabad	3	-	-	-	-
02	Jamshoro	10	6	-	-	-
03	Umerkot	20	-	-	-	-
04	Larkano	-	-	2	-	-
05	Sukkur	-	-	-	7	-
06	Tharparkar	143	39	11	-	3
Total		176	45	13	7	3

Source: Concerned Deputy Commissioners.

Cumulative Livestock Vaccinated/ Treated (from 01-07-2024 to 21-08-2024)

Total	No. of Relief Team	Animals Vaccinated												Grand Total
		A. Large Ruminant					B. Small Ruminant							
		HS	FMD	LSD	BQ	Total	ETV	CPP	PPR	Anthrax	Goat pox	Sheep pox	Total	
277		44,566	900	0	4,732	50,198	54,193	6,782	4,815	480	0	97	66,367	116,565
Previous Total (from 1-07-2024)		1,638,493	105,758	2,031	191,806	1,938,088	1,976,014	207,662	370,392	64,345	20,086	17,476	2,655,975	4,594,063
Grand Total		1,683,059	106,658	2,031	196,538	1,988,286	2,030,207	214,444	375,207	64,825	20,086	17,573	2,722,342	4,710,628

Total	Animals Treated		
	Small	Large	Total
		1,177	761
Previous Total (from 1-07-2024)	127,865	85,508	213,373
Grand Total	129,042	86,269	215,311

Source: Directorate of Animal Husbandry Sindh, Hyderabad

Cumulative Damages of Infrastructure & Private Properties (from 30-06-2024 to 21-08-2024)

S.no	District	Roads (Km)	Bridges	Houses		
				Partial	Full	Total
01	Jamshoro	-	-	-	22	22
02	Jacobabad	-	-	529	199	729
03	Sanghar	-	-	314	42	356
04	Korangi	-	-	1	-	1
05	Sukkur	-	-	40	8	48
06	Kashmore	-	-	68	39	107
Total		-	-	952	310	1,263

Cumulative Crop Area Damaged (in Acres)

Sr. No.	District	Nature of Crop	Crop Area Damaged (in Acres)
01	Shikarpur	Paddy Crop	2,990
02	Kashmore	Paddy Crop	3,200
03	Sanghar	-	14,870
Total			21,060

Emergency No:

1736



Plot No. 26-C, Main Khayaban-e-Jami,
DHA Phase-VII, Karachi.



021-99332742
021-35381810



021-99332007



0335-5557362



www.pdma.gos.pk



Cumulative Status of Breaches

Sr. No.	District	Taluka	No. of Breaches	Breach Point / Location	Plugging Status / Immediate Response
01	Sanghar	Tando Adam	1	Rohri Canal near Alam Dero village	Plugged/Closed
02	Jacobabad	Garhi Khairo	1	Miranpur Begari Canal	Closed
		Thul	1	Moosa Allahabad	Plugged/closed
03	Kashmore	Tangwani	1	Taj Minor	Closed
04	Dadu	Dadu	1	Near village Bhai Khan Lashari Deh Sial	Closed

Flood Relief Activities Relief Camps Established (Last 24 hours)

Sr.No	District	No of Household Affected	Displaced Persons (DPs)				Relief Camps Establishment	Persons in Relief Camps			
			Male	Female	Children	Total		Male	Female	Children	Total
1	Tharparkar	-	-	-	-	-	101	-	-	-	-

Rescue & Relief Operations by DDMA(s) (Last 24 hours)

Sr. No.	District	Taluka	Rain (mm)	De-watering Activities (Status)	People Rescued
01	Jacobabad	Jacobabad	0	90% rain water has been drained out from the city areas.	-
		Thul	0	100% rain water has been drained out from the city areas.	
		Garhi Khairo	0	75% rain water has been drained out from the city areas.	
02	Tharparkar	-	0	All De-Watering pumps have been installed at high-risk points.	-

Employment of Boats: NTR

Employment of Aviation Assets: NTR

Relief items / machinery / equipment dispatched in Last 24 hours by PDMA Sindh

Sr. No.	District	Item description	Quantity
1	Shaheed Benazirabad	Mosquito Nets (Standard)	2000

Relief Camps Established by DDMAs/Deputy Commissioner

Sr.No	District	No of Household Affected	Displaced Persons (DPs)				Relief Camps Establishment	Persons in Relief Camps			
			Male	Female	Children	Total		Male	Female	Children	Total
01	Sanghar	1,197	2,186	2,471	4,867	9,524	1	429	571	1,627	2,627
02	Tharparkar	-	-	-	-	-	101	-	-	-	-
03	Sukkur	-	21	13	7	41	0	0	0	0	0

Emergency No:

1736



Plot No. 26-C, Main Khayaban-e-Jami,
DHA Phase-VII, Karachi.



021-99332742
021-35381810



021-99332007



0335-5557362



www.pdma.gos.pk



Cumulative State of Relief Camps (from 30-06-2024 to 21-08-2024)

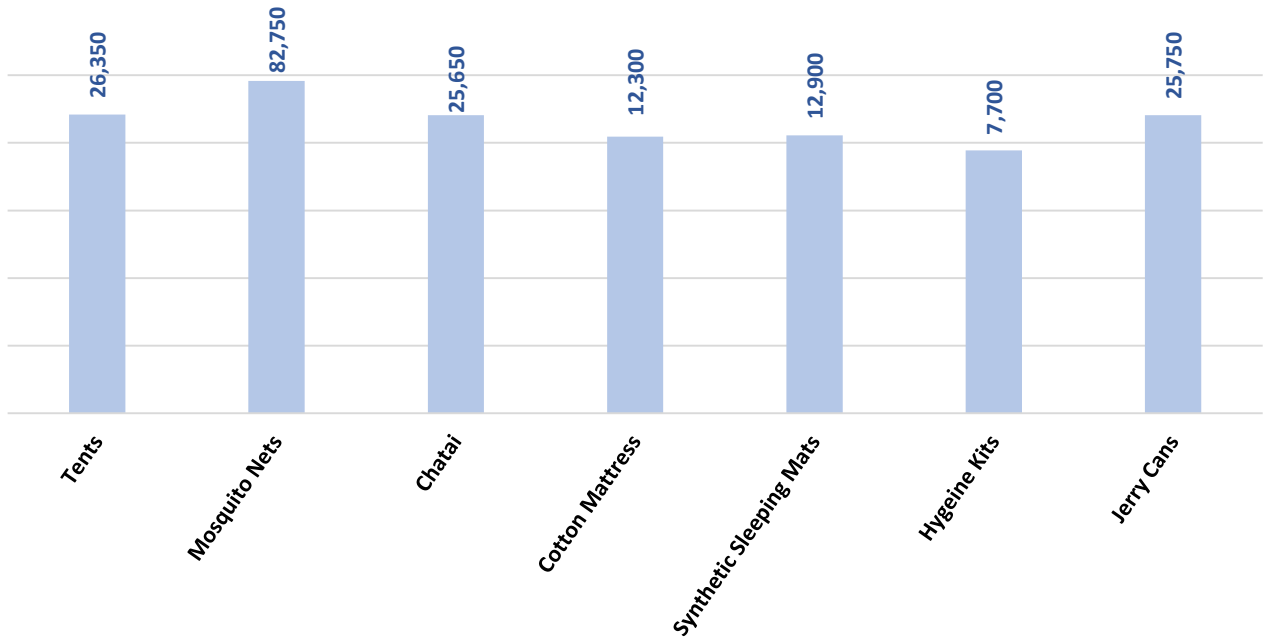
Sr. No.	District	No. Medical Camps	No. of Persons Treated	No. of Relief Camps	Cooked Food
01	Sanghar	1	-	1	-
02	Tharparkar	-	-	101	-

Cumulative State of Rescue Operations by PDMA & DDMA (30-06-2024 to 21-08-2024)

Sr. No.	District	No. Person Transported	No. of Persons Evacuated / Rescued	No. of Animal Transported
1	Sukkur	-	37	-

Cumulative Relief Provided by PDMA Sindh

RELIEF PROVIDED BY PDMA



Sd/-
INCHARGE PEOC
PDMA SINDH





GOVERNMENT OF SINDH
REHABILITATION DEPARTMENT
PROVINCIAL DISASTER MANAGEMENT AUTHORITY
REHABILITATION DEPARTMENT



RELIEF PROVIDED DURING MONSOON RAINS 2024

Division	Karachi							Hyderabad							Larkano					Sukkur			Shaheed Benazirabad			Mirpurkhas			Grand Total		
	Karachi West	Karachi East	Karachi Central	Karachi South	Malir	Korangi	Keemari	Hyderabad	Matiari	Jamshoro	Dadu	Badin	Thatta	Sujawal	T.M.Khan	T. Allahyar	Shikarpur	Larkano	Kamber Shahdadkot	Jacobabad	Kashmore	Sukkur	Ghotel	Khairpur	Sanghar	SBA	N. Feroz	Tharpakar		Mirpurkhas	Unsekot
Relief Provided by PDMA																															
Tent	-	-	-	-	-	-	-	250	600	2,500	2,250	3,500	4,000	2,500	600	200	400	400	200	400	2,000	1,000	600	2,500	200	1,200	600	250	200	-	26,350
Mosquito Nets	-	-	-	-	-	-	-	750	1,800	7,500	6,750	10,500	12,000	7,500	1,800	400	1,200	1,200	400	1,500	6,000	3,000	1,800	7,500	400	7,800	1,800	750	400	-	82,750
Chatal	-	-	-	-	-	-	-	250	600	2,500	2,250	3,500	4,000	2,500	600	200	400	400	200	300	2,000	1,000	600	2,500	200	600	600	250	200	-	25,650
Cotton Mattress	-	-	-	-	-	-	-	100	300	1,250	1,000	1,500	2,000	1,250	300	100	200	200	100	50	1,000	500	300	1,250	100	300	300	100	100	-	12,300
Synthetic Sleeping Mats	-	-	-	-	-	-	-	150	300	1,250	1,250	1,500	2,000	1,250	300	100	200	200	100	300	1,000	500	300	1,250	100	300	300	150	100	-	12,900
Hygiene Kits	-	-	-	-	-	-	-	100	200	700	700	1,000	1,100	700	200	50	100	100	50	300	600	300	200	700	50	200	200	100	50	-	7,700
Jerry Can	-	-	-	-	-	-	-	250	600	2,500	2,250	3,500	4,000	2,500	600	200	400	400	200	400	2,000	1,000	600	2,500	200	600	600	250	200	-	25,750
Generator 100 kva	-	-	-	-	-	-	-	-	-	-	-	-	-	-	-	-	-	-	-	-	-	-	-	-	-	1	-	-	-	-	1
Generator 35 kva	-	-	-	-	-	-	-	-	-	-	-	-	-	-	-	-	-	-	-	-	-	-	-	-	-	2	-	-	-	-	2
De-wataering Pump 40-50 hp Truck Mounted	-	-	-	-	-	-	-	2	2	2	3	-	-	-	-	-	-	-	-	-	-	-	-	-	-	-	-	-	-	-	9
De-wataering Pump 30 hp	-	-	-	-	-	-	-	3	-	-	-	-	-	-	-	-	-	-	-	-	1	-	-	-	-	-	-	-	-	-	4
De-wataering Pump 16 hp	-	-	-	-	-	-	-	3	4	-	-	-	-	-	-	-	1	1	2	-	-	2	-	1	-	-	-	-	-	2	16
De-wataering Pump 40 hp Truck Mounted	-	-	-	-	-	-	-	-	-	-	-	-	-	-	-	-	1	4	2	-	4	13	-	-	-	-	3	-	-	-	27
De-wataering Pump 90 hp Truck Mounted	-	-	-	-	-	-	-	-	-	-	-	-	-	-	-	-	-	-	-	-	-	-	-	-	-	-	-	-	-	-	-
De-wataering Pump 32 hp	-	-	-	-	-	-	-	-	-	-	-	-	-	-	-	-	-	-	-	3	-	-	-	-	-	-	-	-	-	-	3
De-wataering Pump 38 hp	-	-	-	-	-	-	-	-	-	-	-	-	-	-	-	-	1	-	-	-	-	1	-	-	-	-	4	-	-	-	6
De-wataering Pump 24 hp	-	-	-	-	-	-	-	-	-	-	-	-	-	-	-	-	-	-	-	-	6	-	8	-	10	3	-	-	-	-	27
De-wataering Pump Jhatta	-	-	-	-	-	-	-	-	-	-	-	-	-	-	-	-	-	-	-	-	10	4	-	10	-	-	-	-	-	-	24
De-wataering Pump 08 hp	-	-	-	-	-	-	-	-	-	-	-	-	-	-	-	-	-	3	-	-	-	-	1	-	-	-	-	-	-	-	4